



The Traveler's Road to Decision 2011

Google/IPSOS OTX Media CT
US, July 2011

Objectives

To understand how consumers research and gather information throughout the travel decision-making process.



How has travel **planning** changed this year?



What role does the **Internet** play in travel planning?



Does the **research process** vary by traveler type?



How is **online video** used in the travel planning process?




How do **mobile devices** play a role in the process?

Research Methodology

- 5,000 US consumers identified as **Personal** or **Business Travelers** (see definitions below) completed a survey about travel habits and attitudes.
 - A segment of 1,500 **Affluent Travelers** (based on self-reported HHI) was also interviewed about their leisure travel behavior/intentions
- If qualified, respondents were routed to a maximum of two of the following deep-dive sections: **air travel, hotel, car rental, cruise.**
- Interviews were conducted between 4/20/11 and 5/11/11.
 - The current report reflects the third annual wave of this research (Waves 1 and 2 completed in spring 2009 and spring 2010) and provides trended insights.



Personal Traveler
has taken at least one
trip for leisure in the
past 6 months
(3500 interviews)



Business Traveler
has taken at least
three trips for business
in the past 6 months
(1500 interviews)



Affluent Traveler
has taken at least one
trip for leisure in the
past 6 months and
has a household
income of \$250K+
(1500 interviews)

Key Findings

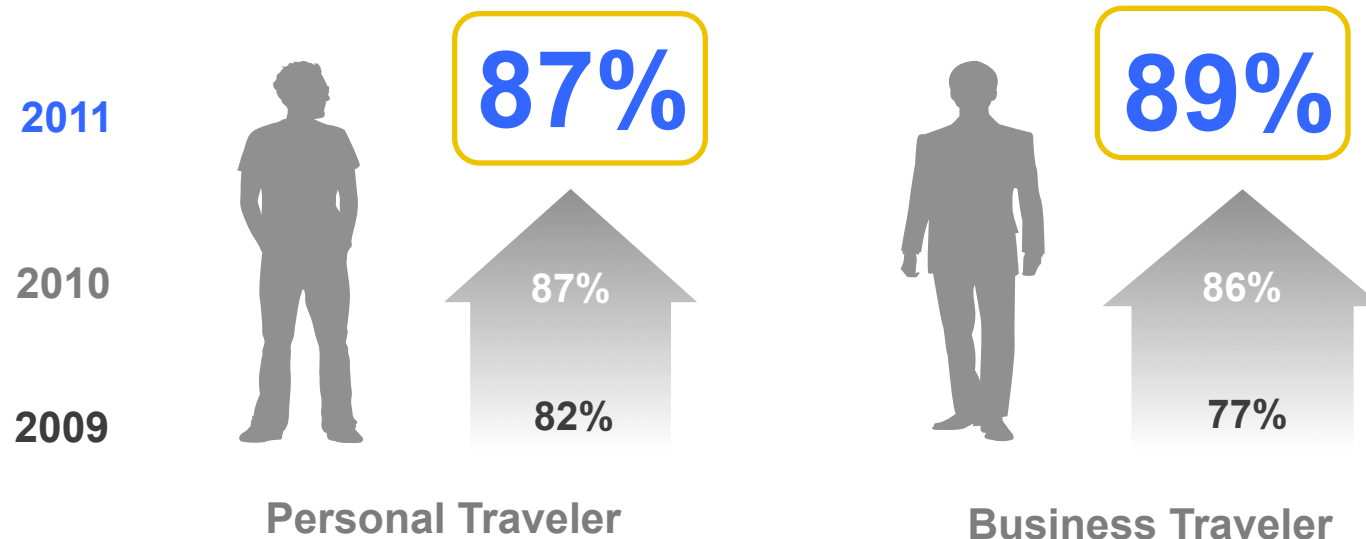
- 1 The **positive outlook for travel continues in 2011**, as the majority of travelers planning to take the 'same or more' trips has grown over the past two years.
- 2 The **internet continues to be the most prevalent tool** for researching and booking travel.
- 3 Primarily for reasons related to ease and cost, **search engines are the most commonly used online source for Personal Travelers**.
- 4 **Reliance on mobile devices** for travel activity continues to grow considerably.
- 5 **Online videos** are increasingly popular for travel-related activity.

Travel Outlook

The Overall Travel Outlook Continues to be Positive

Predicted 2011 Travel Frequency

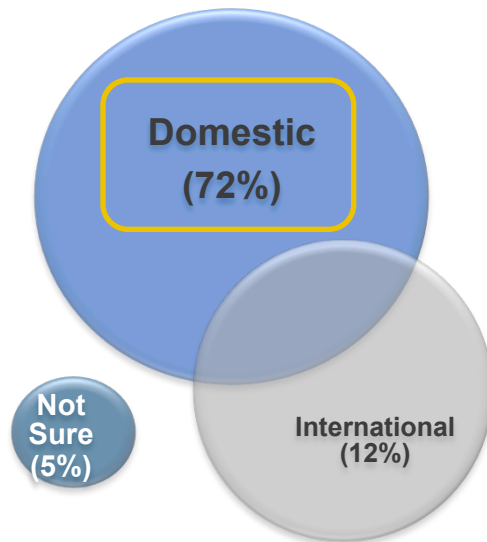
Plan to take the Same or More Personal/Business Trips in 2011 (vs. 2010 and 2009)



Base: Personal Traveler 2011 (Total Respondents); Business Traveler (Total Respondents)
Q: Thinking about any [INSERT: personal/leisure OR business] trips you may take in 2011, would you say the number of trips you'll take will be...
Source: Google/OTX, Traveler's Road to Decision 2011, U.S., Jul 2011
www.thinkwithgoogle.com/insights

Personal Travelers Plan Domestic for their Next Vacation

% of Leisure Travelers Considering International vs. Domestic for Their Next Vacation



Top 5 Domestic Destinations

1. **Las Vegas (27%)**
2. New York City (18%)
3. Orlando (18%)
4. Honolulu (14%)
5. Chicago (13%)

Top 5 International Destinations

1. **Caribbean (23%)**
2. Italy (21%)
3. United Kingdom (19%)
4. Mexico (19%)
5. Bahamas (18%)


Base: Personal Traveler 2011 (3097)

Q: Are you considering domestic or international destinations for your next vacation? Which of the following domestic/international destinations, if any, would you consider for your next vacation? (Select all that apply)

Source: Google/OTX, Traveler's Road to Decision 2011, U.S., Jul 2011
www.thinkwithgoogle.com/insights

Personal Travelers Remain Value Conscious

% of travelers who agree or strongly agree with the following statements...



59% I plan to spend more time shopping around/researching before booking travel because finding value for my money is important to me. **vs. 54% in 2010**

57% I will take advantage of travel coupons and discounts more over the next year.


55% I would like to stay at an upscale or luxury hotel if the price is right.

53% I plan to spend more time comparison shopping online over the next year than I have in the past.

39% I plan to take a “wait and see” approach to booking travel (rather than booking in advance) in order to secure good deals.

Business Travelers Search for Value Too

% of travelers who agree or strongly agree with the following statements...



69% I would like to stay at an upscale or luxury hotel if the price is right.

56% I plan to spend more time shopping around/researching before booking business travel, in order to find good value for my money.

55% I plan to look for lower cost alternatives when booking my overnight accommodations.

47% I'm more likely to look for flights with connections or layovers in order to save money.

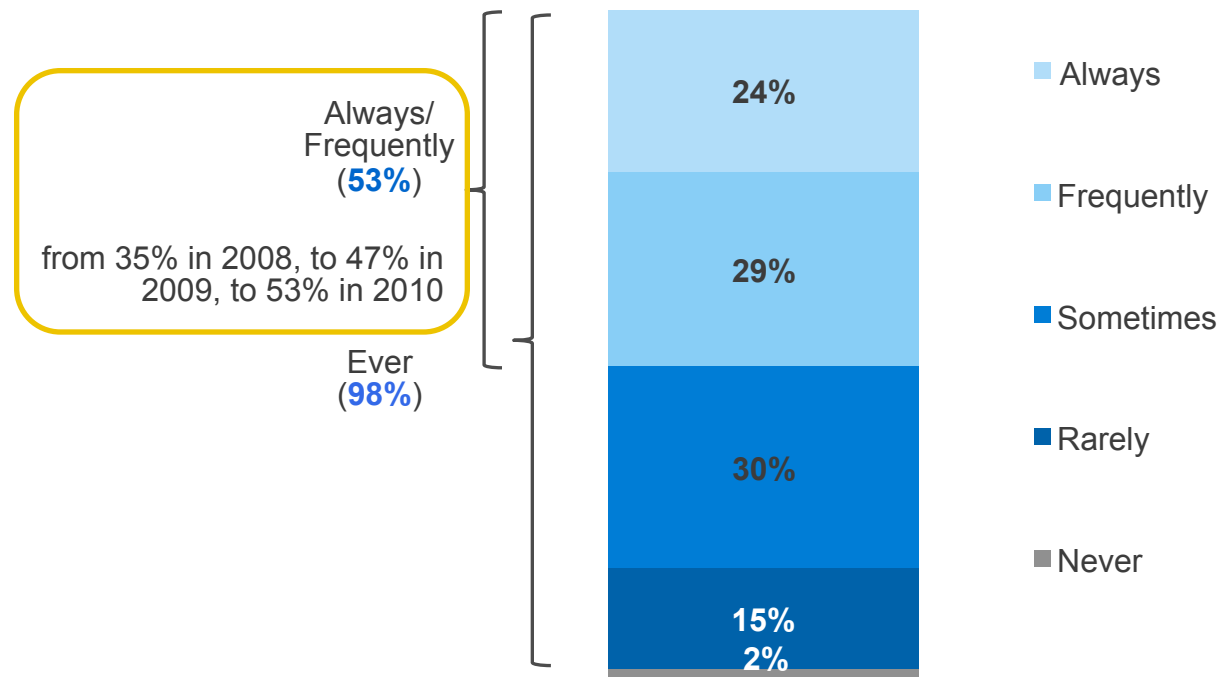
Base: Business Traveler 2011 (1500)

Q: Using the scale below, please indicate how much you agree or disagree with each of the following statements about traveling for business purposes in the next year.

Source: Google/OTX, Traveler's Road to Decision 2011, U.S., Jul 2011
www.thinkwithgoogle.com/insights

1/2 of Business Travelers Frequently Include Leisure Time/Entertainment on their Trips

Leisure Time Included In Business Trip



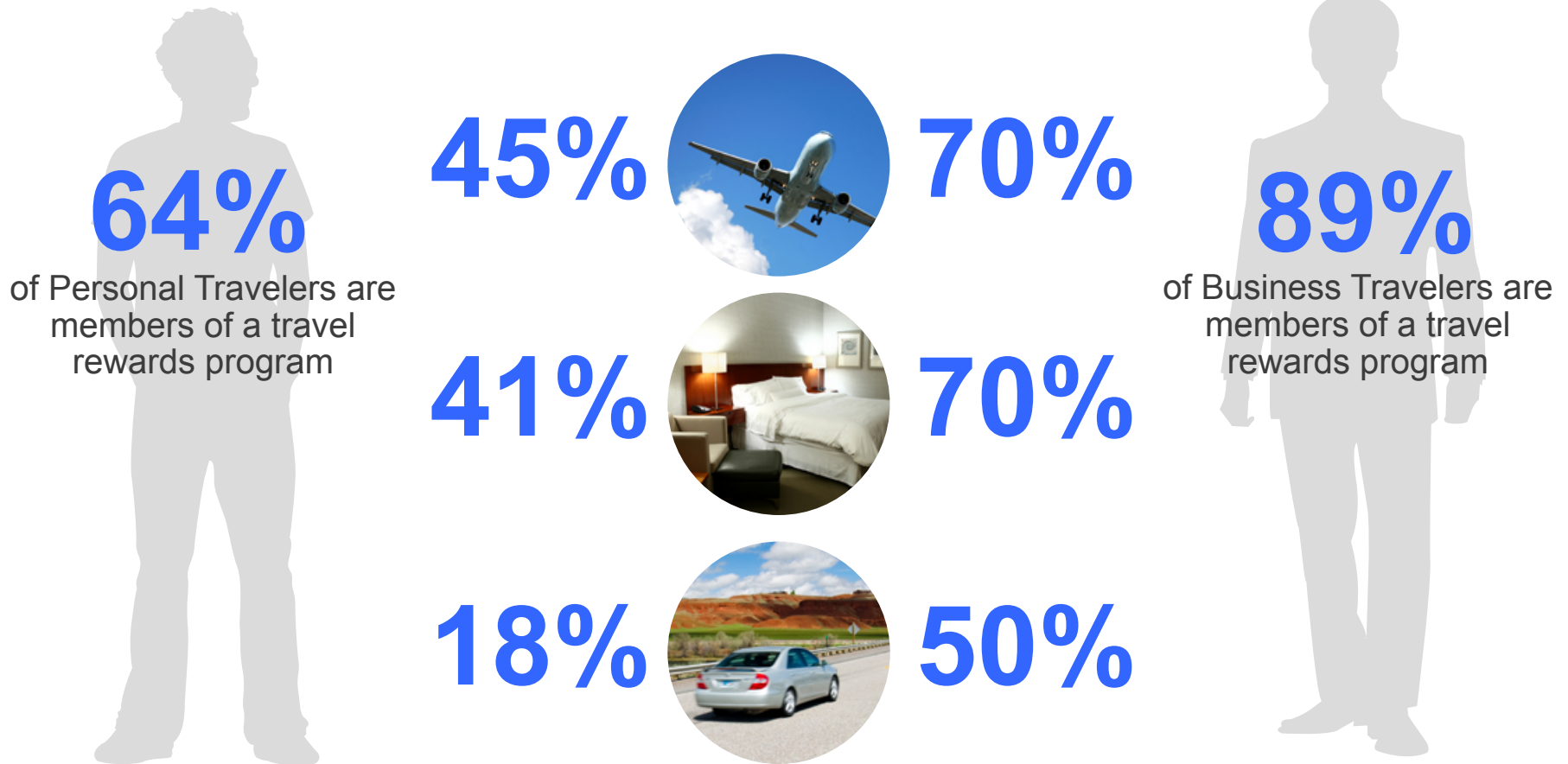
Base: Business Traveler 2011 vs 2010 (1500; 1182)

Q: Using the scale below, please indicate how much you agree or disagree with each of the following statements about traveling for business purposes in the next year. Right hand side: Using the scale below, please indicate how much you agree or disagree with each of the following statements about traveling for business purposes in the next year.

Source: Google/OTX, Traveler's Road to Decision 2011, U.S., Jul 2011
www.thinkwithgoogle.com/insights

Rewards Program Membership is Higher for Business Travelers and in Air Travel

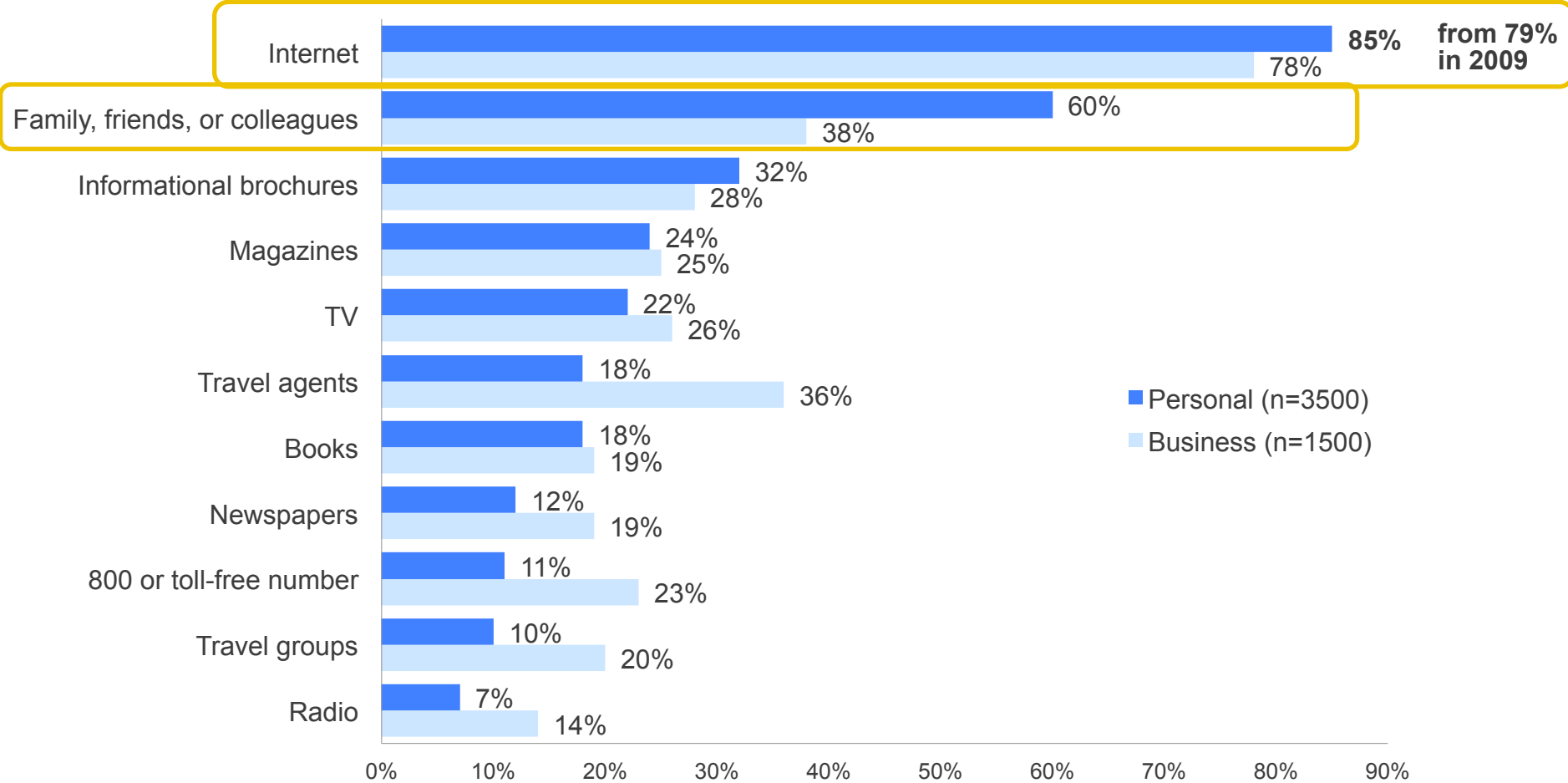
Reward Program Membership



Internet Usage

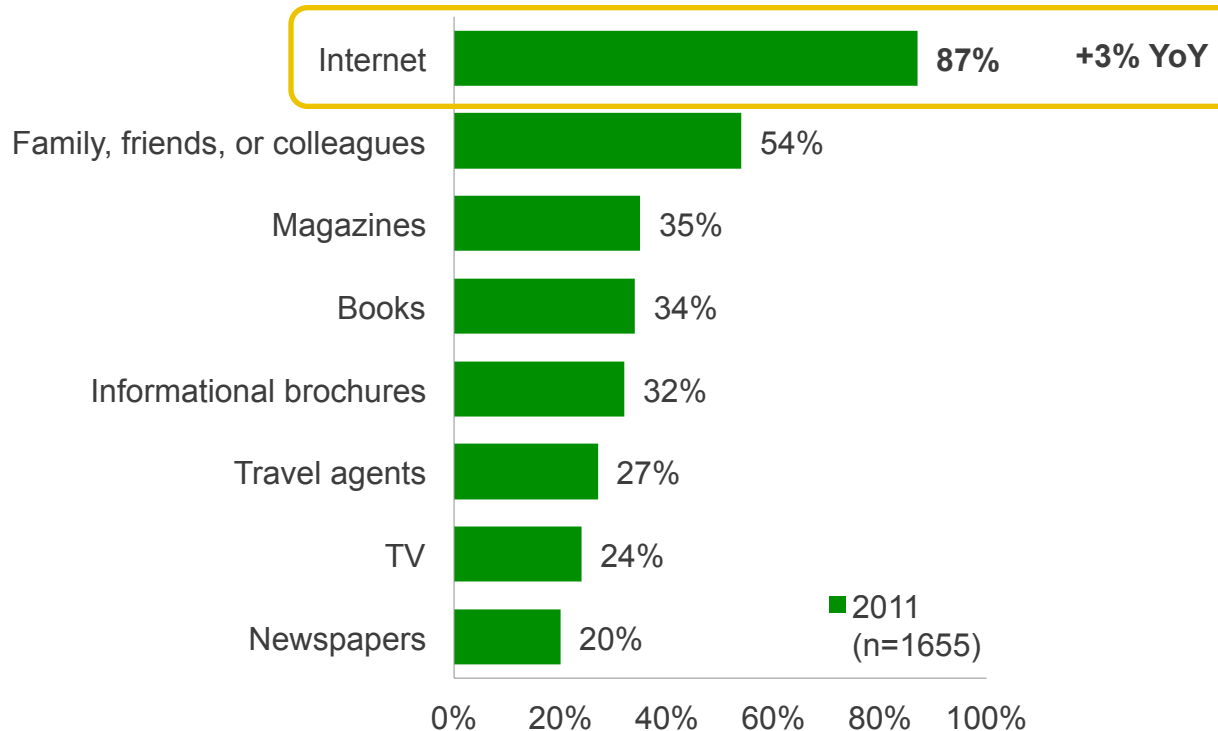
The Internet is the Leading Source for Travel Planning Information

Travel Planning Sources



The Internet is Key to Affluent Traveler Planning and Booking

Travel Planning Sources



43%

Of affluent travelers report that the internet prompted them to book (up from 38% in 2010).

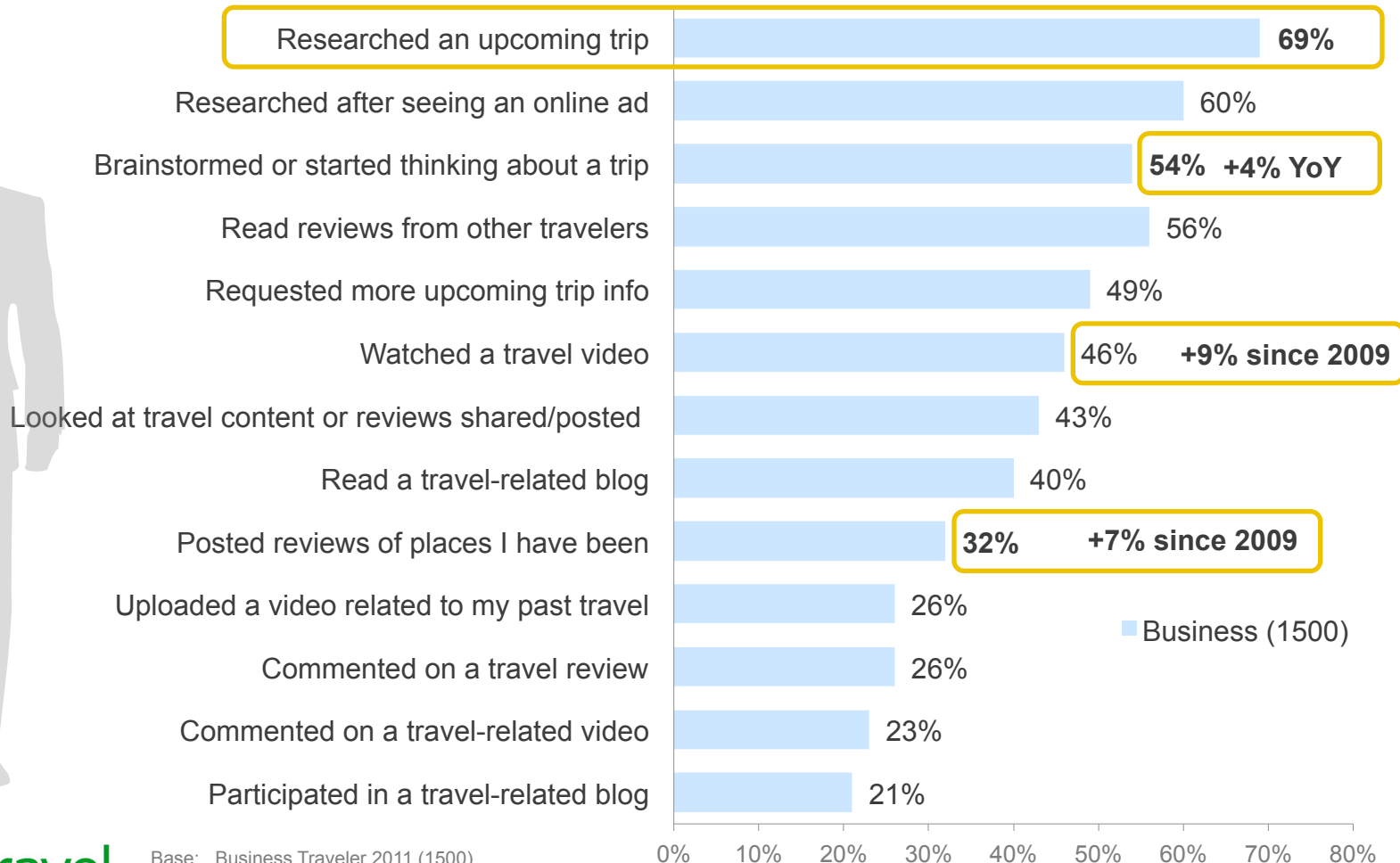
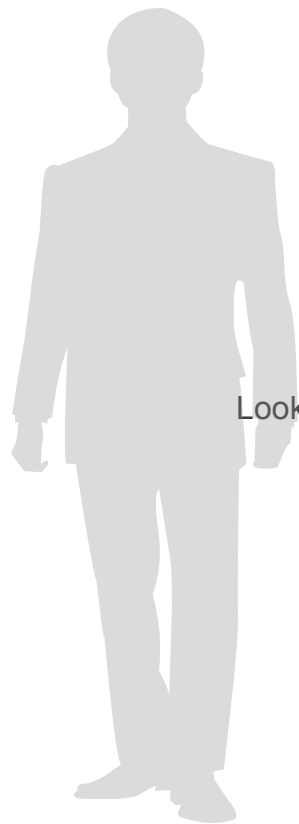
Research is the Top Online Activity for Personal Travelers

Online Travel Activity in the Past Six Months



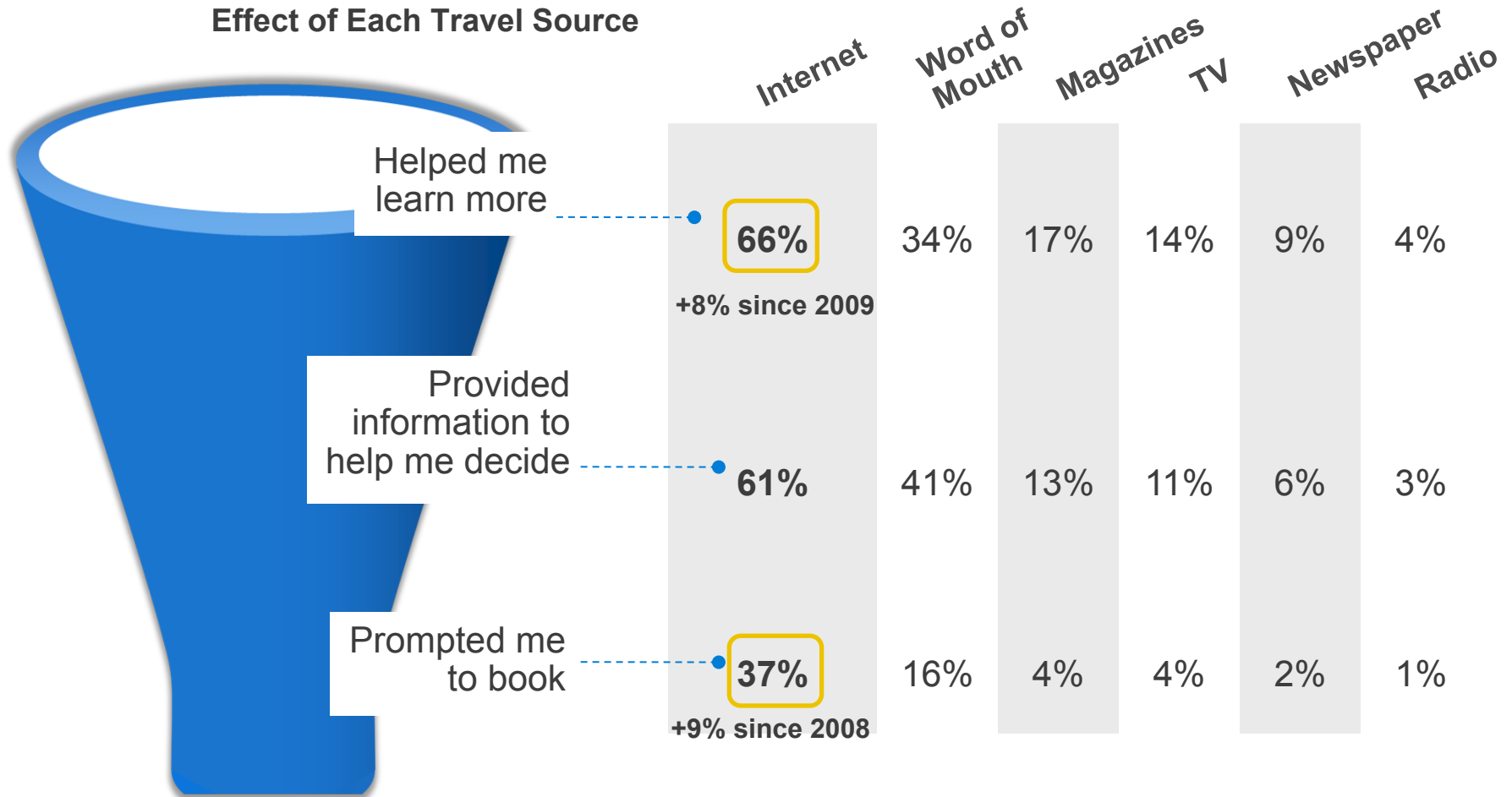
Business Travelers are Highly Engaged in the Online Space

Online Travel Activity in the Past Six Months



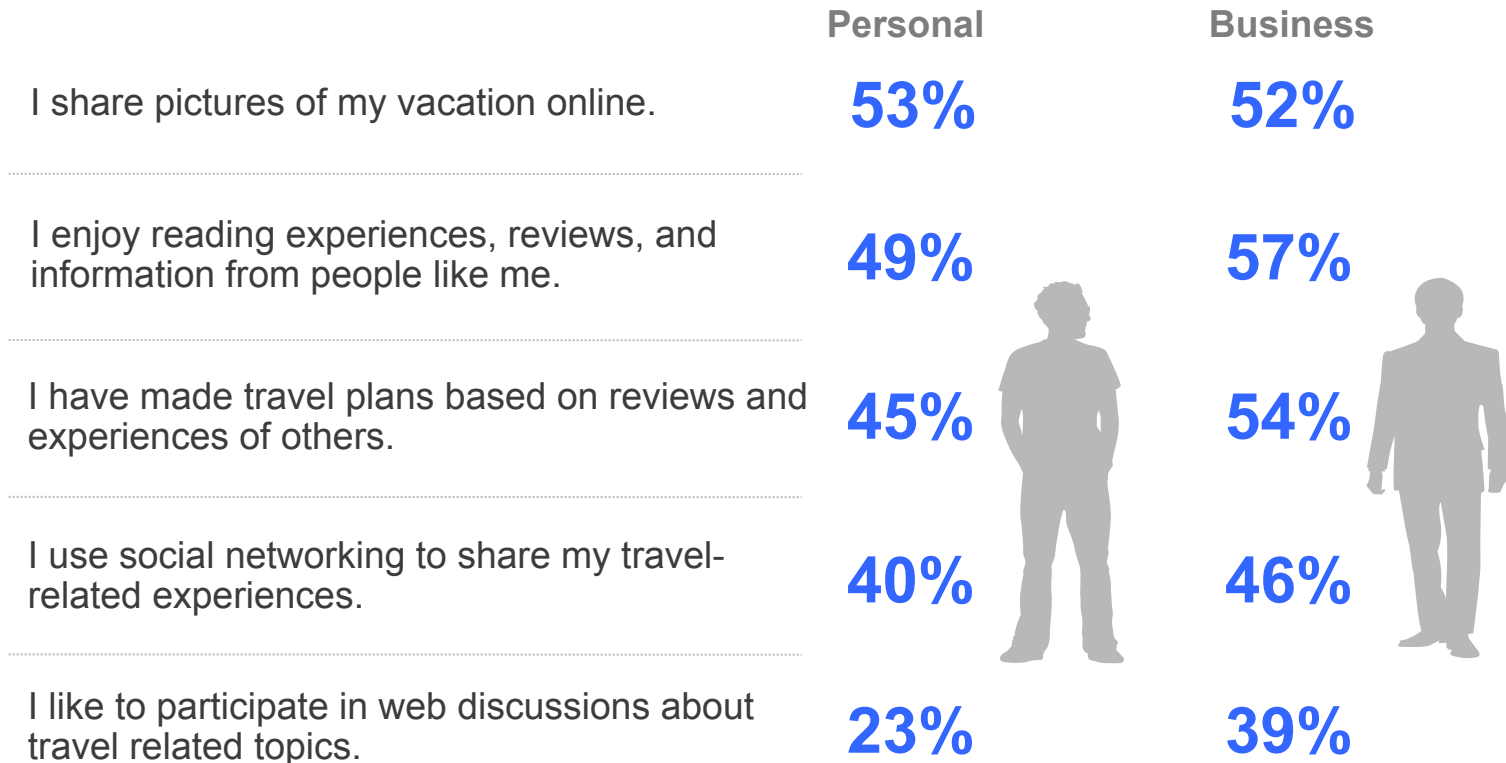
The Internet is Used Throughout the Purchase Funnel

Effect of Each Travel Source



The Internet Taps Into Social Elements of travel

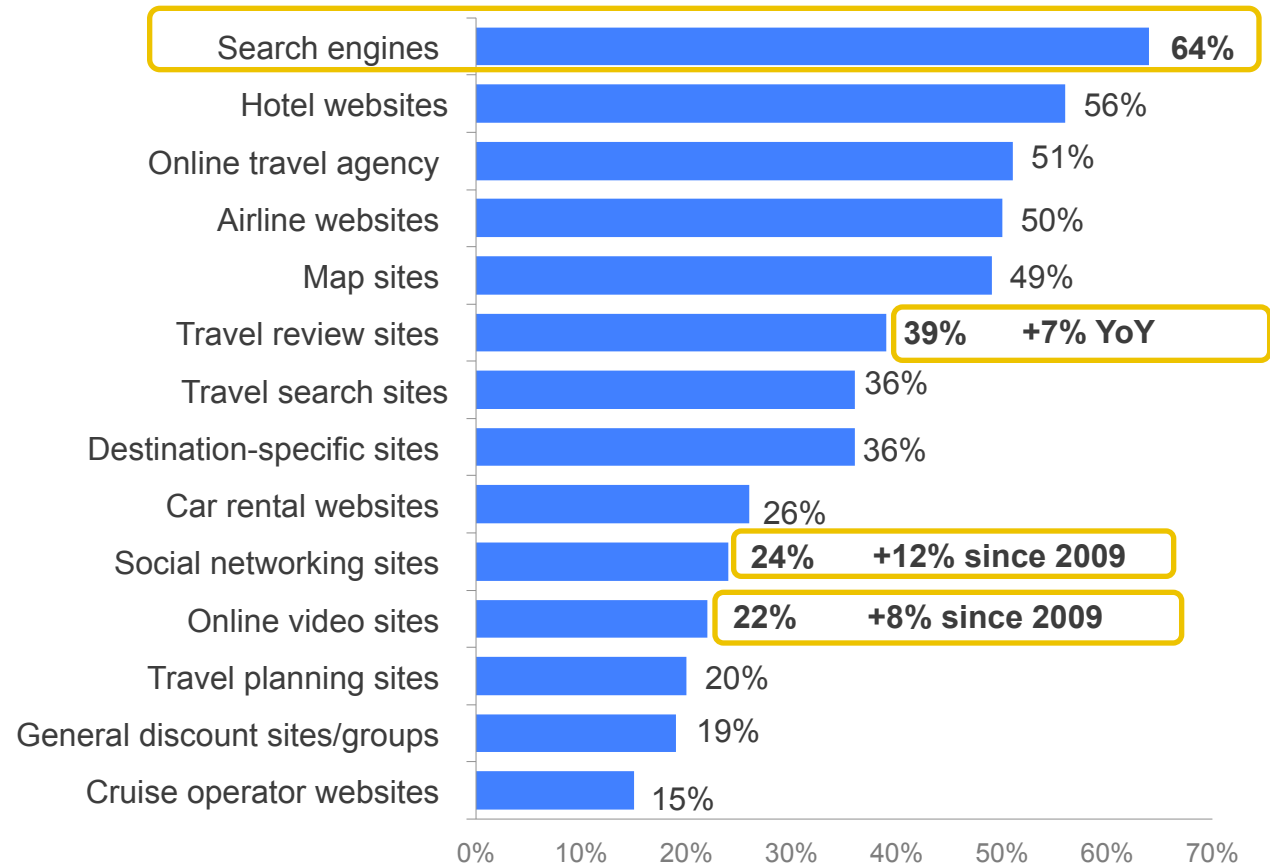

% of travelers who agree or strongly agree with the following statements...



Base: Total Respondents. Personal Travelers (3500) Business Travelers (1500).
Q: Below are some statements that may or may not describe your attitudes and opinions related to travel. Please indicate how much you agree or disagree with each statement. (Top 2 box)
Source: Google/OTX, Traveler's Road to Decision 2011, U.S., Jul 2011
www.thinkwithgoogle.com/insights

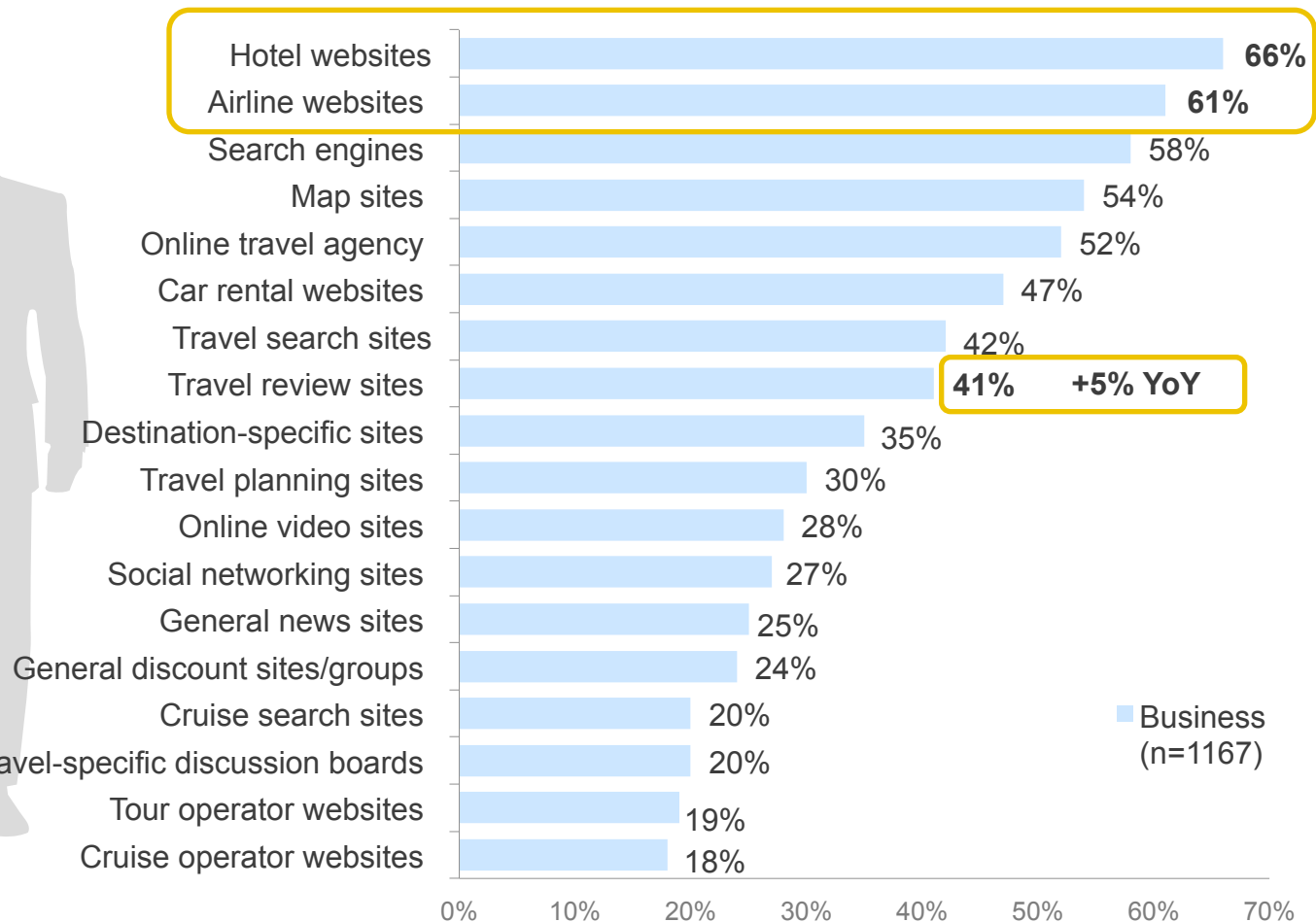

Search Remains the #1 Planning Source for Personal Travel

Sources Used to Plan Travel



Supplier Sites are Core to Business Travel Planning

Sources Used to Plan Travel



Search is a Key Component of the Travel Planning and Purchasing Process

55%

Of travelers say “always start my travel booking and shopping process with search.”

Search Engine Users Most Often Seek:

Overnight Accommodations

Destinations

Vacation Activities

Air Travel

Road Trips

61%

Of travelers agree that “search engines are my go-to source for travel information”

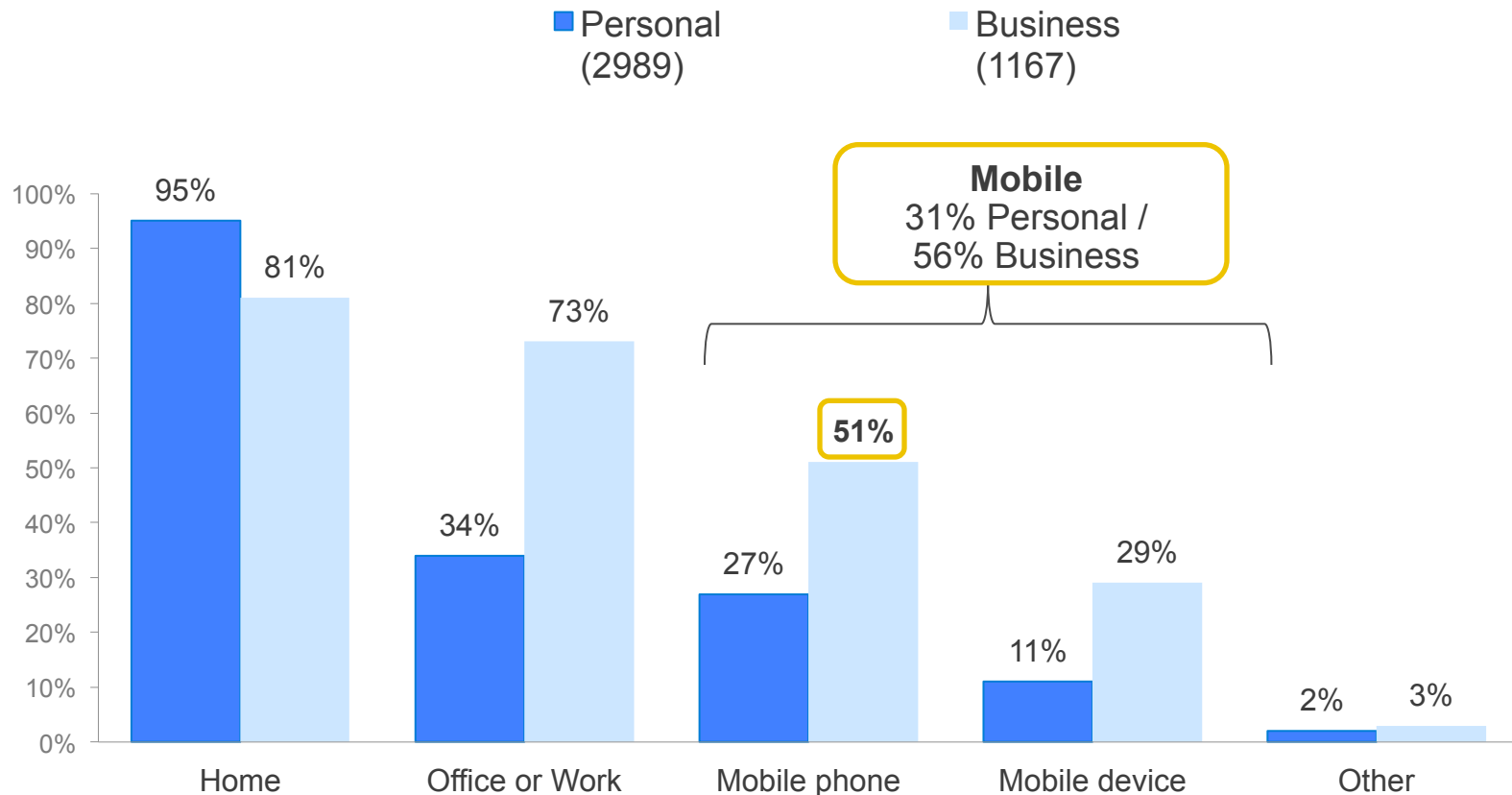
79%

of Travelers who use search engines find them “extremely” or “very” useful

Base: Total Respondents. Personal (3500) Business (1500). Also: Use Internet to Plan trip. Personal (2989), Business (1167). Also: Search Engine Users. Personal (2940) and Business (1141).
Q: Please indicate how much you agree or disagree with each statement. Also: How useful are search engines to you while you plan your trips. Also: How often do you search for information on the following when planning your trips?
Source: Google/OTX, Traveler's Road to Decision 2011, U.S., Jul 2011
www.thinkwithgoogle.com/insights

Travelers Access the Internet in Multiple Ways

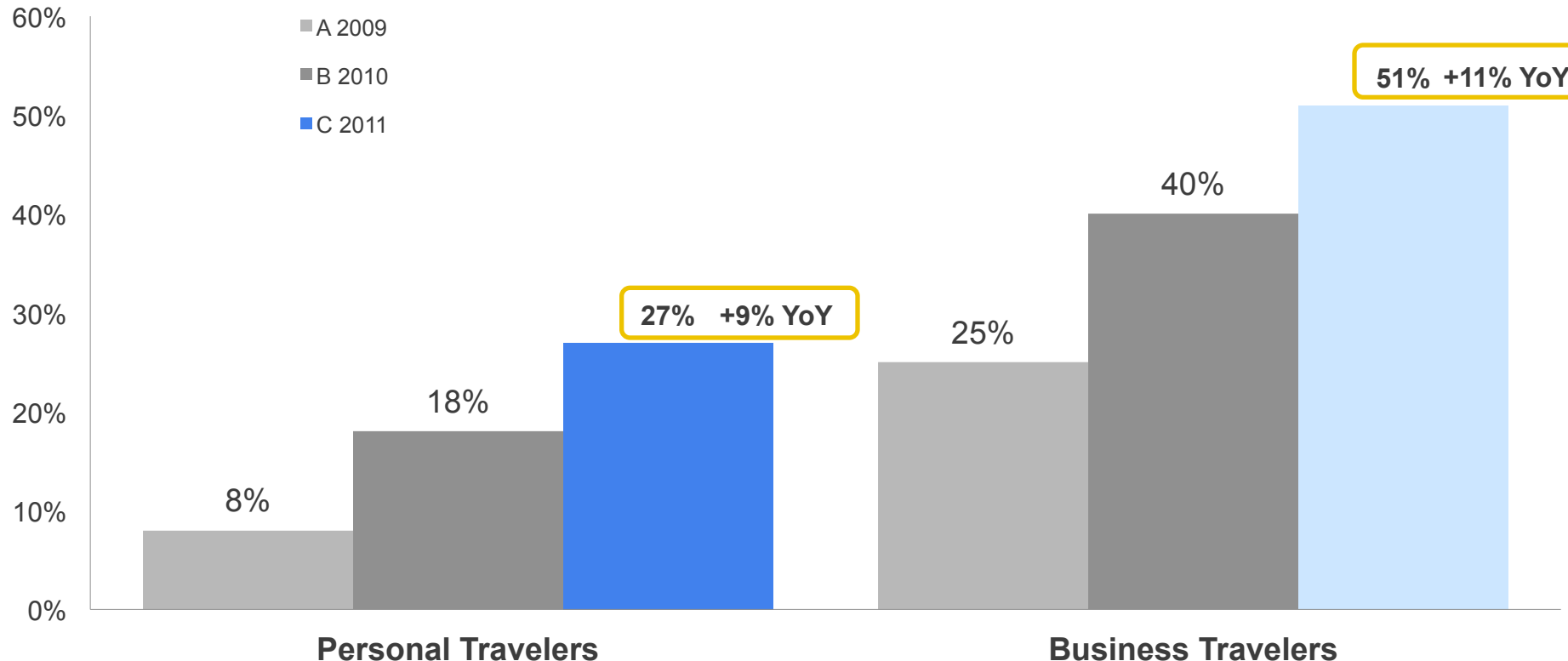
Where Travelers Access the Internet For Travel Info



Mobile

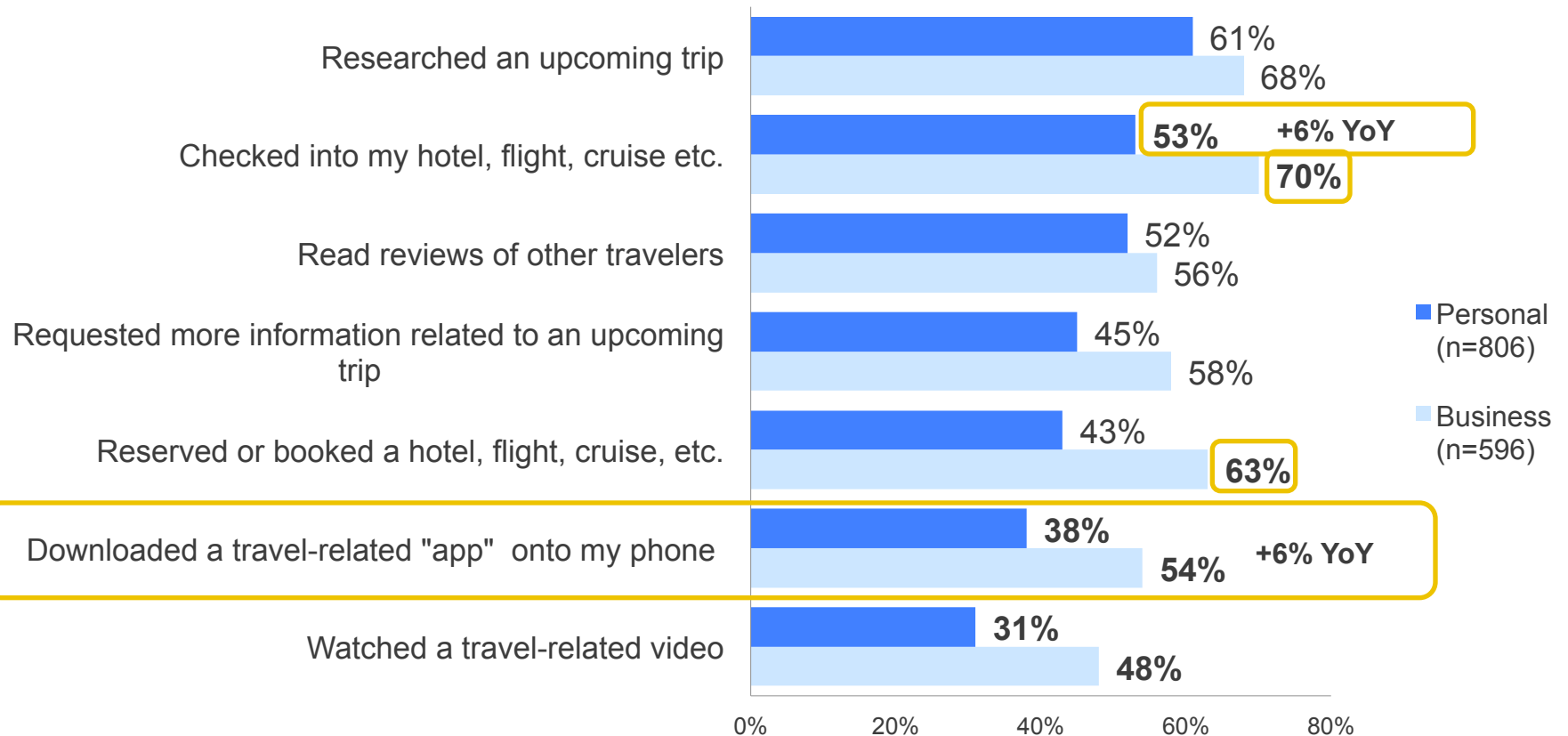
Use of Mobile Phones for Travel Info Is Growing Significantly Year Over Year

Use Mobile Phone To Access Internet For Travel Info



Travelers Rely on Mobile Devices to Research Travel Information Online

Travel-Related Activities Done Using Mobile Device



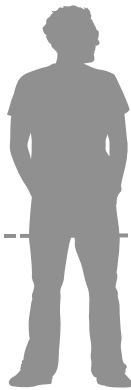
Online Video

Online Video Use in Travel has Grown Steadily Over the Past 2 Years

Personal Traveler


Business Traveler

Watch online videos...



89%

from 86% in 2010
and 83% in 2009



93%

from 90% in 2010
and 2009

Watch
TRAVEL-
RELATED
online
videos...

46%

from 41% in 2010
and 36% in 2009

68%

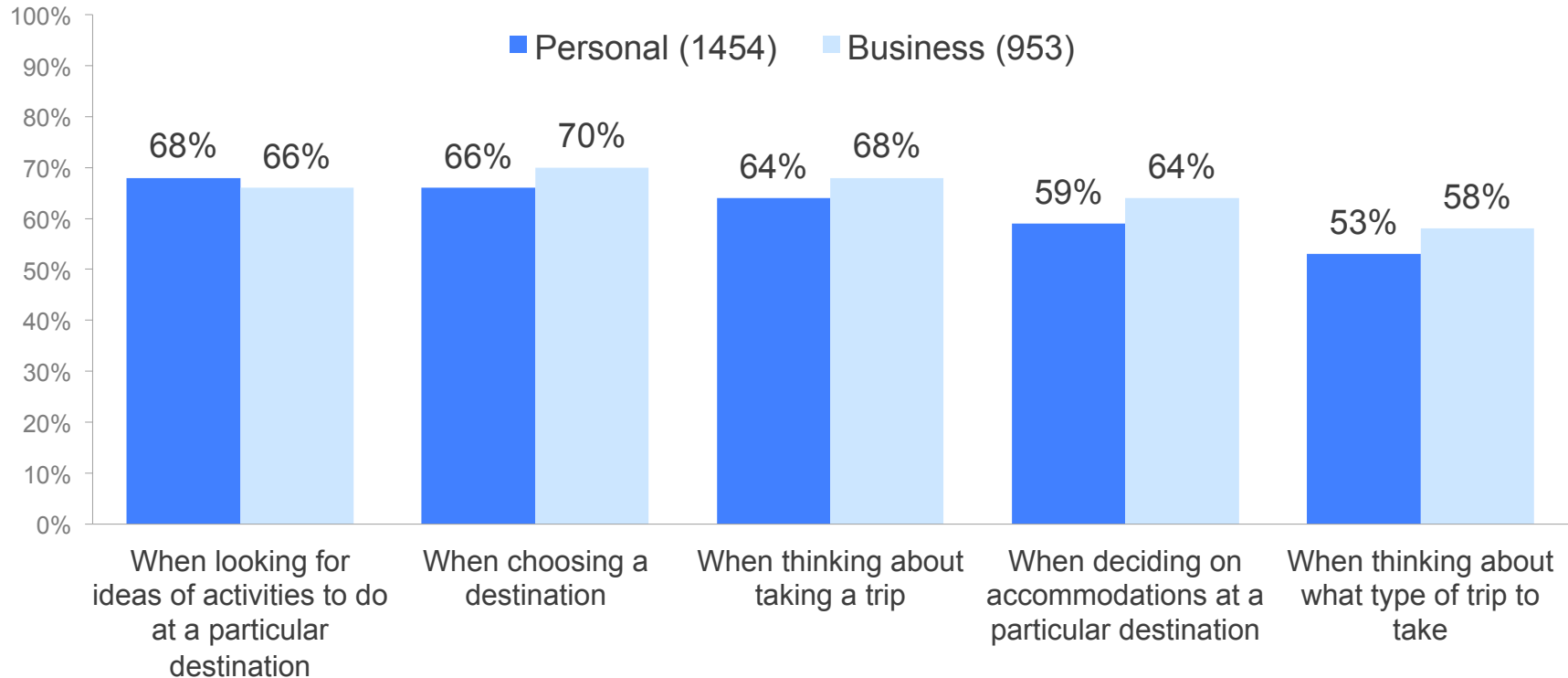
from 63% in 2010
and 56% in 2009

85%

Of travelers use YouTube to watch videos.

Travelers View Videos Online During All Phases of Trip Planning

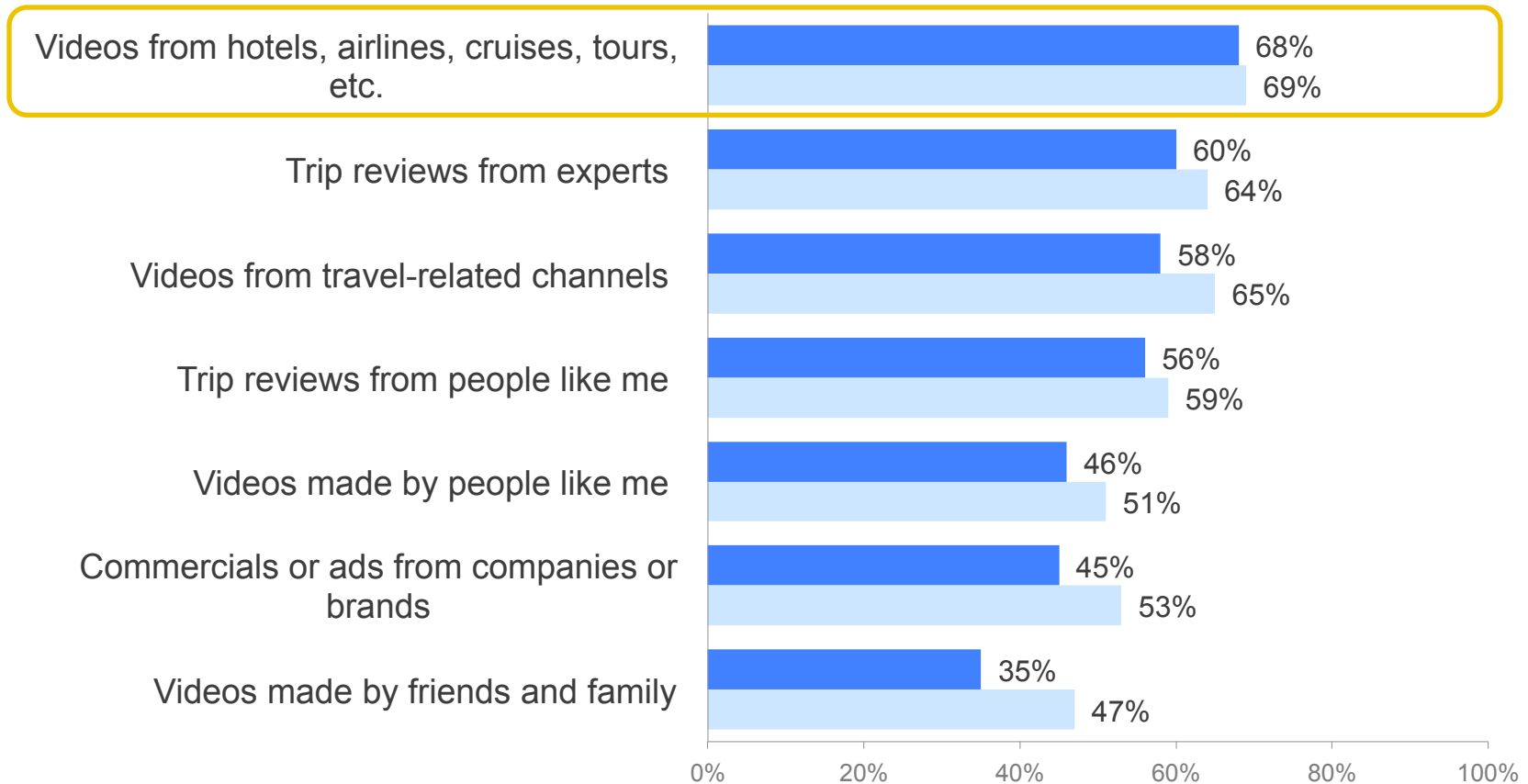
When Travelers View Travel Videos



Travelers Are Watching Official Video Content

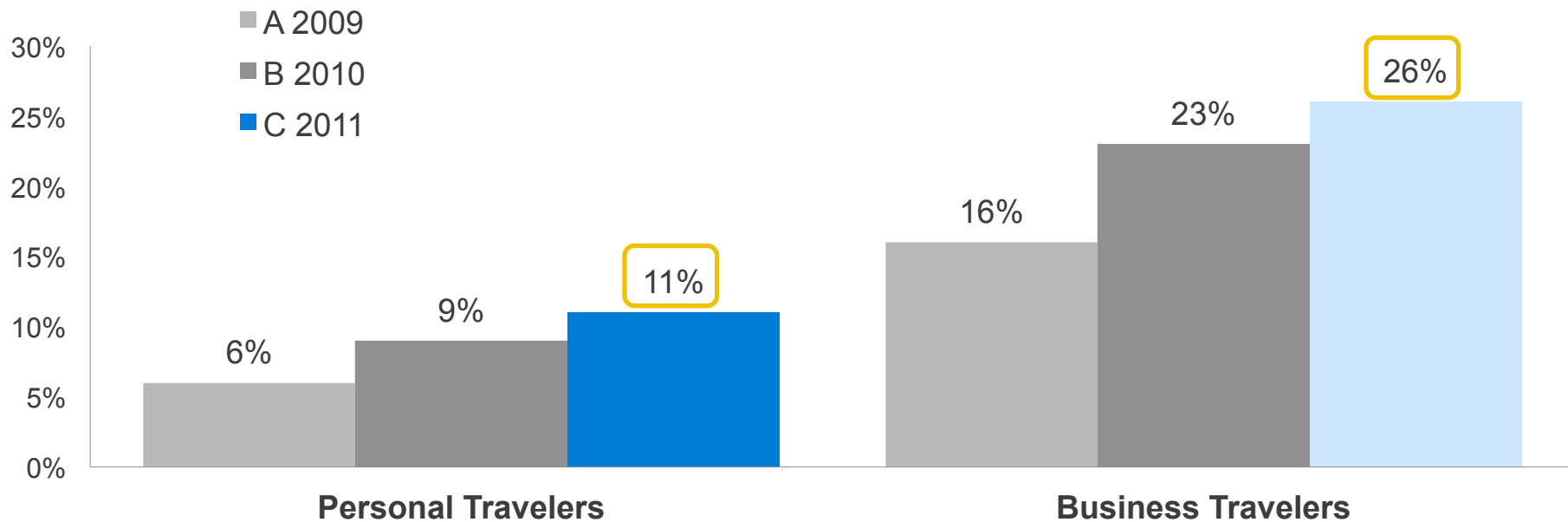
Types Of Travel Videos Viewed

■ Personal (1454) ■ Business (953)



Video is a Platform for Sharing Travel Experiences

“I uploaded a video related to my past travel in the past 6 months”



Wrap-Up

Takeaways and Thought-Starters

- 1** The **positive outlook for travel continues in 2011**, as the majority of travelers planning to take the ‘same or more’ trips has grown over the past two years.

*Has your brand seen **positive consumer engagement** and how are you tracking that? Are you creating an engaging reason for travelers to turn to your brand – before and even after their trip ends?*
- 2** The **internet continues to be the most prevalent tool** for researching and booking travel.

*Are you reaching out to travelers **via the right channels**? Does your messaging convey your competencies? Are you considering the entire purchase funnel? Are you remarketing?*
- 3** Primarily for reasons related to ease and cost, **search engines** are commonly used and the top online source for Personal Travelers.

*Think **coverage** – of keywords and of devices. Are you efficiently reaching consumers at scale with search? In mobile? Throughout the funnel? Does your creative reflect consumer interests?*
- 4** **Reliance on mobile devices** for travel activity continues to grow considerably.

*Are you present for consumers **searching and browsing on mobile**? Is mobile a functioning extension of your current efforts? Have you implemented click-to-call ads to increase CTR?*
- 5** **Online videos** are increasingly popular for travel-related activity.

*Do you have **videos** on your website and other popular video sites? Are you driving people to them? What assets can you create?*

Like what you learned?
Find more data and thought starters at

thinkinsights
with Google™

www.thinkwithgoogle.com/insights