

Romania May 9, 2020

Mobility changes

This dataset is intended to help remediate the impact of COVID-19. It shouldn't be used for medical diagnostic, prognostic, or treatment purposes. It also isn't intended to be used for guidance on personal travel plans.

Each Community Mobility Report dataset is presented by location and highlights the percent change in visits to places like grocery stores and parks within a geographic area.

Location accuracy and the understanding of categorized places varies from region to region, so we don't recommend using this data to compare changes between countries, or between regions with different characteristics (e.g. rural versus urban areas).

We'll leave a region out of the report if we don't have statistically significant levels of data. To learn how we calculate these trends and preserve privacy, read [About this data](#).

Retail & recreation

-59%

compared to baseline



Mobility trends for places like restaurants, cafes, shopping centers, theme parks, museums, libraries, and movie theaters.

Grocery & pharmacy

-25%

compared to baseline



Mobility trends for places like grocery markets, food warehouses, farmers markets, specialty food shops, drug stores, and pharmacies.

Parks

-36%

compared to baseline



Mobility trends for places like national parks, public beaches, marinas, dog parks, plazas, and public gardens.

Transit stations

-50%

compared to baseline



Mobility trends for places like public transport hubs such as subway, bus, and train stations.

Workplaces

-18%

compared to baseline



Mobility trends for places of work.

Residential

+8%

compared to baseline



Mobility trends for places of residence.

Alba County

Retail & recreation

-53% compared to baseline



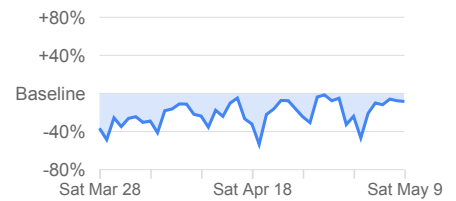
Grocery & pharmacy

-19% compared to baseline



Parks

-8% compared to baseline



Transit stations

-33% compared to baseline



Workplace

-13% compared to baseline



Residential *

+5% compared to baseline



Arad County

Retail & recreation

-54% compared to baseline



Grocery & pharmacy

-19% compared to baseline



Parks

-11% compared to baseline



Transit stations

-54% compared to baseline



Workplace

-20% compared to baseline



Residential

+8% compared to baseline



* **Not enough data for this date:** Currently, there is not enough data to provide a complete analysis of this place. Google needs a significant volume of data to generate an aggregated and anonymous view of trends.

Argeş County

Retail & recreation

-56% compared to baseline



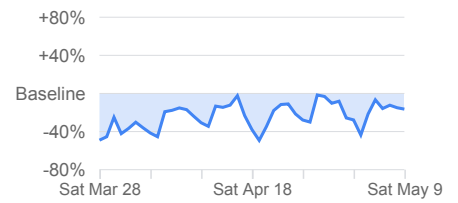
Grocery & pharmacy

-23% compared to baseline



Parks

-16% compared to baseline



Transit stations

-46% compared to baseline



Workplace

-15% compared to baseline



Residential

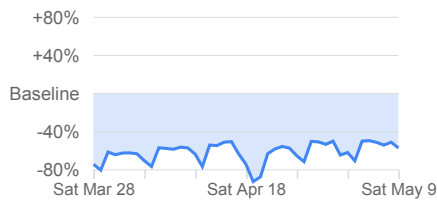
+8% compared to baseline



Bacău County

Retail & recreation

-57% compared to baseline



Grocery & pharmacy

-20% compared to baseline



Parks

-26% compared to baseline



Transit stations

-51% compared to baseline



Workplace

-11% compared to baseline



Residential

+6% compared to baseline



Bihor County

Retail & recreation

-56% compared to baseline



Grocery & pharmacy

-19% compared to baseline



Parks

-9% compared to baseline



Transit stations

-34% compared to baseline



Workplace

-15% compared to baseline



Residential

+6% compared to baseline



Bistrița-Năsăud County

Retail & recreation

-53% compared to baseline



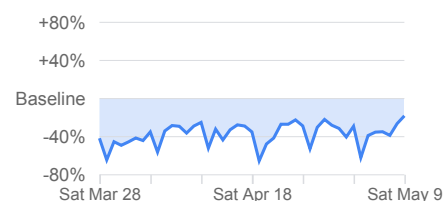
Grocery & pharmacy

-23% compared to baseline



Parks

-18% compared to baseline



Transit stations

-34% compared to baseline



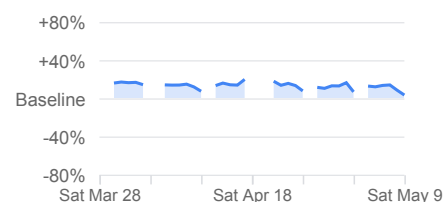
Workplace

-17% compared to baseline



Residential *

+4% compared to baseline



* **Not enough data for this date:** Currently, there is not enough data to provide a complete analysis of this place. Google needs a significant volume of data to generate an aggregated and anonymous view of trends.

Botoșani County

Retail & recreation

-52% compared to baseline



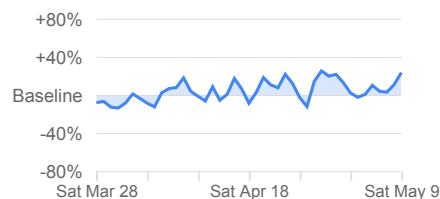
Grocery & pharmacy

-24% compared to baseline



Parks

+24% compared to baseline



Transit stations

-39% compared to baseline



Workplace

-9% compared to baseline



Residential *

+6% compared to baseline



Brașov County

Retail & recreation

-66% compared to baseline



Grocery & pharmacy

-37% compared to baseline



Parks

-53% compared to baseline



Transit stations

-57% compared to baseline



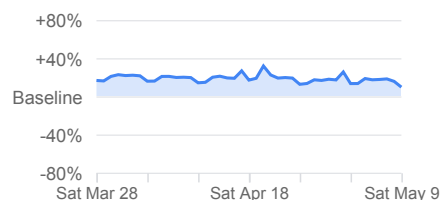
Workplace

-23% compared to baseline



Residential

+10% compared to baseline



* **Not enough data for this date:** Currently, there is not enough data to provide a complete analysis of this place. Google needs a significant volume of data to generate an aggregated and anonymous view of trends.

Brăila County

Retail & recreation

-54% compared to baseline



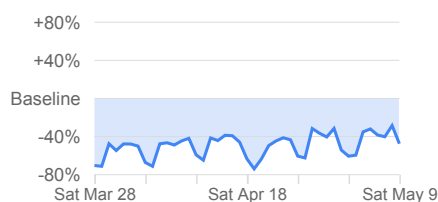
Grocery & pharmacy

-23% compared to baseline



Parks

-47% compared to baseline



Transit stations

-45% compared to baseline



Workplace

-12% compared to baseline



Residential *

+7% compared to baseline



Bucharest

Retail & recreation

-69% compared to baseline



Grocery & pharmacy

-28% compared to baseline



Parks

-65% compared to baseline



Transit stations

-55% compared to baseline



Workplace

-28% compared to baseline



Residential

+12% compared to baseline



* **Not enough data for this date:** Currently, there is not enough data to provide a complete analysis of this place. Google needs a significant volume of data to generate an aggregated and anonymous view of trends.

Buzău County

Retail & recreation

-48% compared to baseline



Grocery & pharmacy

-34% compared to baseline



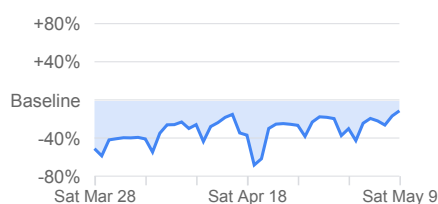
Parks

-24% compared to baseline



Transit stations

-11% compared to baseline



Workplace

-9% compared to baseline



Residential

+6% compared to baseline



Caraș-Severin County

Retail & recreation

-53% compared to baseline



Grocery & pharmacy

-24% compared to baseline



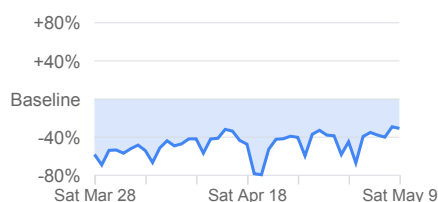
Parks

-13% compared to baseline



Transit stations

-31% compared to baseline



Workplace

-17% compared to baseline



Residential *

+7% compared to baseline



* **Not enough data for this date:** Currently, there is not enough data to provide a complete analysis of this place. Google needs a significant volume of data to generate an aggregated and anonymous view of trends.

Cluj County

Retail & recreation

-67% compared to baseline



Grocery & pharmacy

-37% compared to baseline



Parks

-31% compared to baseline



Transit stations

-62% compared to baseline



Workplace

-24% compared to baseline



Residential

+9% compared to baseline



Constanța County

Retail & recreation

-57% compared to baseline



Grocery & pharmacy

-24% compared to baseline



Parks

-54% compared to baseline



Transit stations

-48% compared to baseline



Workplace

-16% compared to baseline



Residential

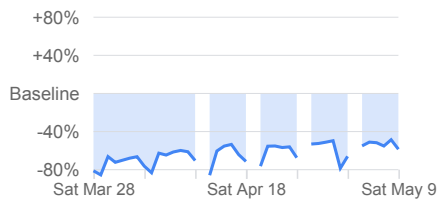
+9% compared to baseline



Covasna County

Retail & recreation *

-59% compared to baseline



Grocery & pharmacy

-25% compared to baseline



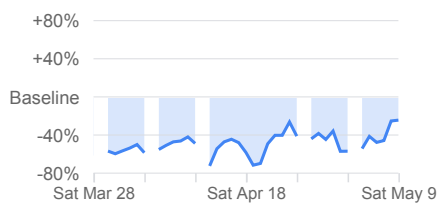
Parks

-31% compared to baseline



Transit stations *

-24% compared to baseline



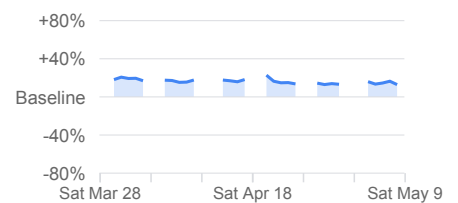
Workplace

-11% compared to baseline



Residential *

+13% compared to baseline



Călărași County

Retail & recreation

-28% compared to baseline



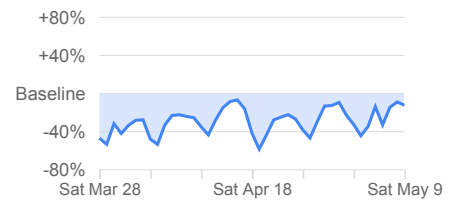
Grocery & pharmacy

-7% compared to baseline



Parks

-12% compared to baseline



Transit stations

-44% compared to baseline



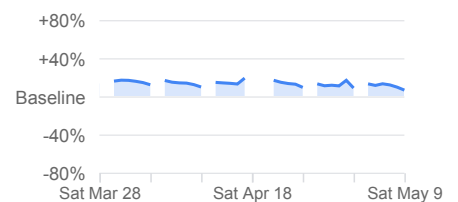
Workplace

-3% compared to baseline



Residential *

+7% compared to baseline



* **Not enough data for this date:** Currently, there is not enough data to provide a complete analysis of this place. Google needs a significant volume of data to generate an aggregated and anonymous view of trends.

Dolj County

Retail & recreation

-56% compared to baseline



Grocery & pharmacy

-31% compared to baseline



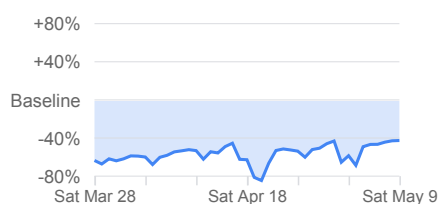
Parks

-40% compared to baseline



Transit stations

-43% compared to baseline



Workplace

-12% compared to baseline



Residential

+6% compared to baseline



Dâmbovița County

Retail & recreation

-50% compared to baseline



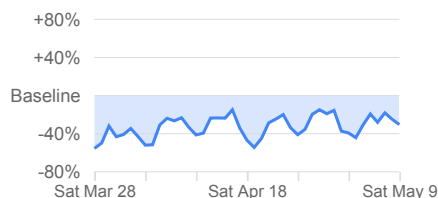
Grocery & pharmacy

-18% compared to baseline



Parks

-30% compared to baseline



Transit stations

-27% compared to baseline



Workplace

-12% compared to baseline



Residential

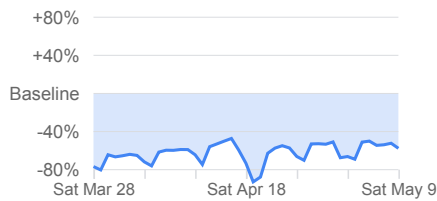
+7% compared to baseline



Galați

Retail & recreation

-58% compared to baseline



Grocery & pharmacy

-22% compared to baseline



Parks

-43% compared to baseline



Transit stations

-45% compared to baseline



Workplace

-15% compared to baseline



Residential

+8% compared to baseline



Giurgiu County

Retail & recreation

-30% compared to baseline



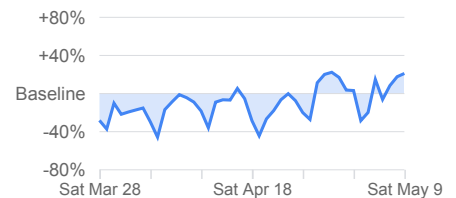
Grocery & pharmacy

+0% compared to baseline



Parks

+21% compared to baseline



Transit stations

-28% compared to baseline



Workplace

-4% compared to baseline



Residential *

+7% compared to baseline



* **Not enough data for this date:** Currently, there is not enough data to provide a complete analysis of this place. Google needs a significant volume of data to generate an aggregated and anonymous view of trends.

Gorj County

Retail & recreation

-53% compared to baseline



Grocery & pharmacy

-27% compared to baseline



Parks

-28% compared to baseline



Transit stations

-44% compared to baseline



Workplace

-13% compared to baseline



Residential *

+7% compared to baseline



Harghita County

Retail & recreation

-60% compared to baseline



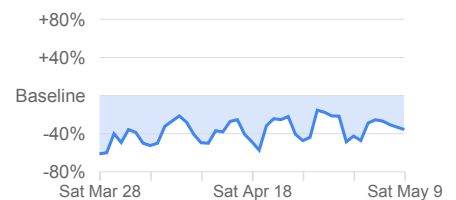
Grocery & pharmacy

-30% compared to baseline



Parks

-36% compared to baseline



Transit stations

-31% compared to baseline



Workplace

-16% compared to baseline



Residential *

+7% compared to baseline

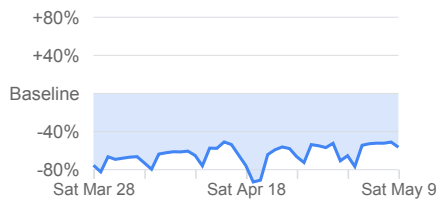


* **Not enough data for this date:** Currently, there is not enough data to provide a complete analysis of this place. Google needs a significant volume of data to generate an aggregated and anonymous view of trends.

Hunedoara County

Retail & recreation

-56% compared to baseline



Grocery & pharmacy

-19% compared to baseline



Parks

-30% compared to baseline



Transit stations

-36% compared to baseline



Workplace

-16% compared to baseline



Residential

+5% compared to baseline



Ialomița County

Retail & recreation

-36% compared to baseline



Grocery & pharmacy

-11% compared to baseline



Parks

-19% compared to baseline



Transit stations

-35% compared to baseline



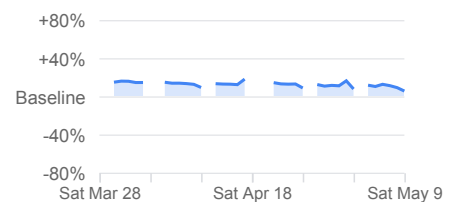
Workplace

-7% compared to baseline



Residential *

+6% compared to baseline



* **Not enough data for this date:** Currently, there is not enough data to provide a complete analysis of this place. Google needs a significant volume of data to generate an aggregated and anonymous view of trends.

Iași County

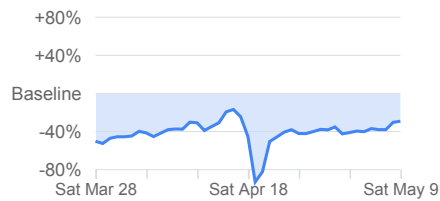
Retail & recreation

-60% compared to baseline



Grocery & pharmacy

-29% compared to baseline



Parks

-31% compared to baseline



Transit stations

-46% compared to baseline



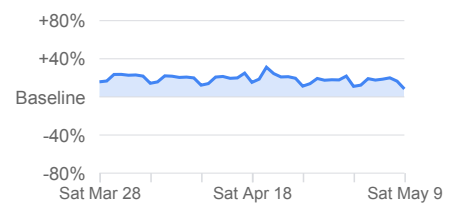
Workplace

-23% compared to baseline



Residential

+8% compared to baseline



Ilfov County

Retail & recreation

-49% compared to baseline



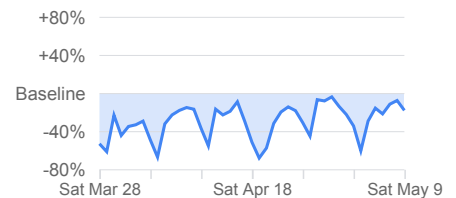
Grocery & pharmacy

-14% compared to baseline



Parks

-18% compared to baseline



Transit stations

-65% compared to baseline



Workplace

-22% compared to baseline



Residential

+12% compared to baseline



Maramureș County

Retail & recreation

-56% compared to baseline



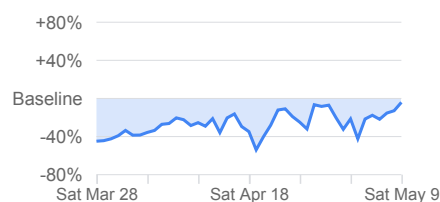
Grocery & pharmacy

-25% compared to baseline



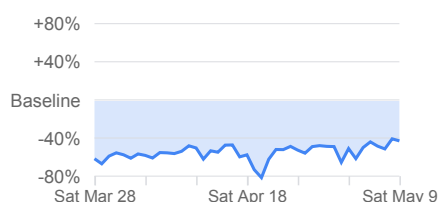
Parks

-4% compared to baseline



Transit stations

-43% compared to baseline



Workplace

-22% compared to baseline



Residential

+6% compared to baseline



Mehedinți County

Retail & recreation

-51% compared to baseline



Grocery & pharmacy

-22% compared to baseline



Parks

-21% compared to baseline



Transit stations

-45% compared to baseline



Workplace

-6% compared to baseline



Residential *

+10% compared to baseline



* **Not enough data for this date:** Currently, there is not enough data to provide a complete analysis of this place. Google needs a significant volume of data to generate an aggregated and anonymous view of trends.

Mureș County

Retail & recreation

-57% compared to baseline



Grocery & pharmacy

-23% compared to baseline



Parks

-35% compared to baseline



Transit stations

-48% compared to baseline



Workplace

-12% compared to baseline



Residential

+8% compared to baseline



Neamț County

Retail & recreation

-58% compared to baseline



Grocery & pharmacy

-25% compared to baseline



Parks

-40% compared to baseline



Transit stations

-35% compared to baseline



Workplace

-12% compared to baseline



Residential

+7% compared to baseline



Olt County

Retail & recreation

-41% compared to baseline



Grocery & pharmacy

-15% compared to baseline



Parks

-34% compared to baseline



Transit stations

-37% compared to baseline



Workplace

-2% compared to baseline



Residential

+4% compared to baseline



Prahova

Retail & recreation

-60% compared to baseline



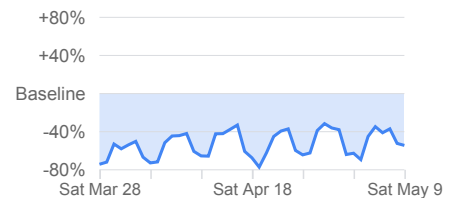
Grocery & pharmacy

-26% compared to baseline



Parks

-54% compared to baseline



Transit stations

-57% compared to baseline



Workplace

-15% compared to baseline



Residential

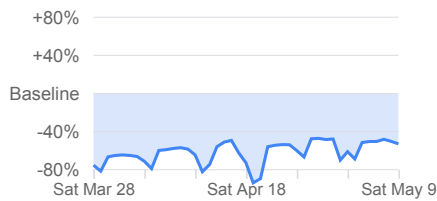
+8% compared to baseline



Satu Mare County

Retail & recreation

-53% compared to baseline



Grocery & pharmacy

-18% compared to baseline



Parks

+3% compared to baseline



Transit stations

-28% compared to baseline



Workplace

-11% compared to baseline



Residential *

+5% compared to baseline



Sibiu

Retail & recreation

-61% compared to baseline



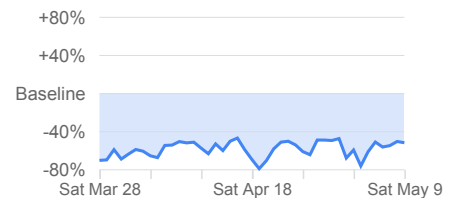
Grocery & pharmacy

-28% compared to baseline



Parks

-52% compared to baseline



Transit stations

-56% compared to baseline



Workplace

-26% compared to baseline



Residential

+8% compared to baseline



* **Not enough data for this date:** Currently, there is not enough data to provide a complete analysis of this place. Google needs a significant volume of data to generate an aggregated and anonymous view of trends.

Suceava County

Retail & recreation

-62% compared to baseline



Grocery & pharmacy

-38% compared to baseline



Parks

-26% compared to baseline



Transit stations

-59% compared to baseline



Workplace

-21% compared to baseline



Residential

+9% compared to baseline



Sălaj

Retail & recreation

-52% compared to baseline



Grocery & pharmacy

-18% compared to baseline



Parks

-27% compared to baseline



Transit stations

-43% compared to baseline



Workplace

-10% compared to baseline



Residential *

+9% compared to baseline

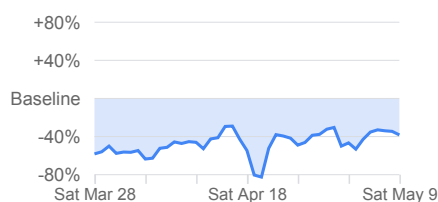


* **Not enough data for this date:** Currently, there is not enough data to provide a complete analysis of this place. Google needs a significant volume of data to generate an aggregated and anonymous view of trends.

Teleorman County

Retail & recreation

-38% compared to baseline



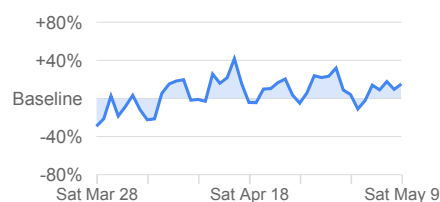
Grocery & pharmacy

-7% compared to baseline



Parks

+15% compared to baseline



Transit stations

-29% compared to baseline



Workplace

+2% compared to baseline



Residential *

+4% compared to baseline



Timiș County

Retail & recreation

-58% compared to baseline



Grocery & pharmacy

-26% compared to baseline



Parks

-34% compared to baseline



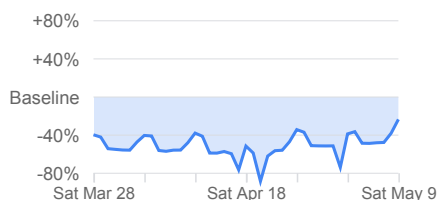
Transit stations

-52% compared to baseline



Workplace

-23% compared to baseline



Residential

+10% compared to baseline



* **Not enough data for this date:** Currently, there is not enough data to provide a complete analysis of this place. Google needs a significant volume of data to generate an aggregated and anonymous view of trends.

Tulcea County

Retail & recreation

-42% compared to baseline



Grocery & pharmacy

-26% compared to baseline



Parks

-29% compared to baseline



Transit stations

-53% compared to baseline



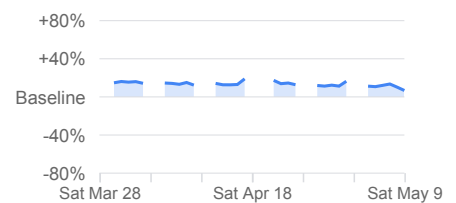
Workplace

-8% compared to baseline



Residential *

+7% compared to baseline



Vaslui County

Retail & recreation

-51% compared to baseline



Grocery & pharmacy

-16% compared to baseline



Parks

+6% compared to baseline



Transit stations

-46% compared to baseline



Workplace

-10% compared to baseline



Residential *

+5% compared to baseline



* **Not enough data for this date:** Currently, there is not enough data to provide a complete analysis of this place. Google needs a significant volume of data to generate an aggregated and anonymous view of trends.

Vrancea County

Retail & recreation

-56% compared to baseline



Grocery & pharmacy

-25% compared to baseline



Parks

-10% compared to baseline



Transit stations

-51% compared to baseline



Workplace

-10% compared to baseline



Residential *

+5% compared to baseline



Vâlcea County

Retail & recreation

-60% compared to baseline



Grocery & pharmacy

-21% compared to baseline



Parks

-34% compared to baseline



Transit stations

-40% compared to baseline



Workplace

-12% compared to baseline



Residential

+6% compared to baseline



* **Not enough data for this date:** Currently, there is not enough data to provide a complete analysis of this place. Google needs a significant volume of data to generate an aggregated and anonymous view of trends.

About this data

These reports show how visits and length of stay at different places change compared to a baseline. We calculate these changes using the same kind of aggregated and anonymized data used to show [popular times](#) for places in Google Maps.

Changes for each day are compared to a baseline value for that day of the week:

- The baseline is the *median* value, for the corresponding day of the week, during the 5-week period Jan 3–Feb 6, 2020.
- The reports show trends over several weeks with the most recent data representing approximately 2-3 days ago—this is how long it takes to produce the reports.

What data is included in the calculation depends on user settings, connectivity, and whether it meets our privacy threshold. If the privacy threshold isn't met (when somewhere isn't busy enough to ensure anonymity) we don't show a change for the day.

We include categories that are useful to social distancing efforts as well as access to essential services.

We calculate these insights based on data from users who have opted-in to Location History for their Google Account, so the data represents a sample of our users. As with all samples, this may or may not represent the exact behavior of a wider population.

Preserving privacy

These reports were developed to be helpful while adhering to our stringent privacy protocols and protecting people's privacy. No personally identifiable information, like an individual's location, contacts or movement, is made available at any point.

Insights in these reports are created with aggregated, anonymized sets of data from users who have turned on the [Location History](#) setting, which is off by default. People who have Location History turned on can choose to turn it off at any time from their [Google Account](#) and can always delete Location History data directly from their [Timeline](#).

These reports are powered by the same world-class anonymization technology that we use in our products every day and that keep your activity data private and secure. These reports use [differential privacy](#), which adds artificial noise to our datasets enabling high quality results without identifying any individual person. These privacy-preserving protections also ensure that the absolute number of visits isn't shared.

To get the latest report, visit google.com/covid19/mobility